



ಬೃಹತ್ ಬೆಂಗಳೂರು ಮಹಾನಗರ ಪಾಲಿಕೆ
Bruhat Bengaluru Mahanagara Palike



BBMP COVID-19 WAR ROOM 15.08.2022



OVERVIEW OF COVID-19 IN BENGALURU



CASE TRENDS

ACTIVE CASES **6,951**

Confirmed Cases

870

18,52,818 #

Recovered Cases

1,198

18,28,888 #

Death Cases

0

16,979 #



HOSPITALIZATION

63

ICU – V

-

ICU

19

HDU

9

General

35

INCLUDES GOVT. QUOTA AND PRIVATE WALK-IN HOSPITALIZATION



VACCINATION

1,479

2,03,88,187 #

First Dose

54

96,66,626 #

Second Dose

137

94,37,052 #

Precaution Dose

1,288

11,57,672 #



TRIAGING

MTU

23

Tele Triage

891



ACTIVE CLUSTERS

21

Budding Clusters (<5 Cases)

21

Clusters (> 5 cases)

0



TESTING

10,372

3,12,76,071 #

RAT

2,370

RTPCR

8,002

Positivity : 6.83%

*FOR LAST 7 DAYS

: indicates cumulative numbers till date



ABSTRACT OF COVID-19 SCENARIO IN BENGALURU

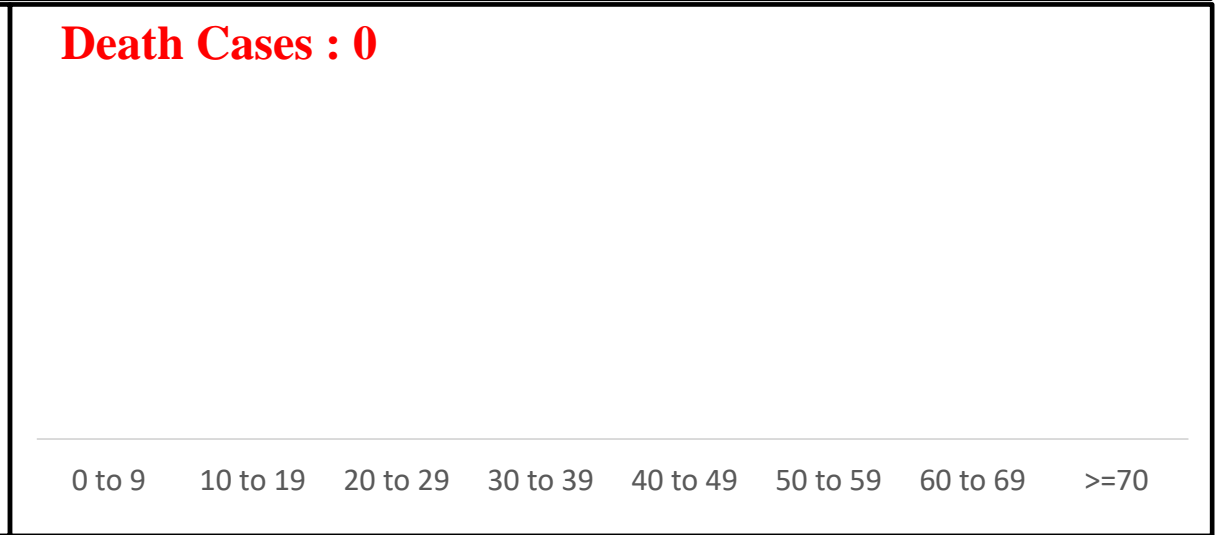
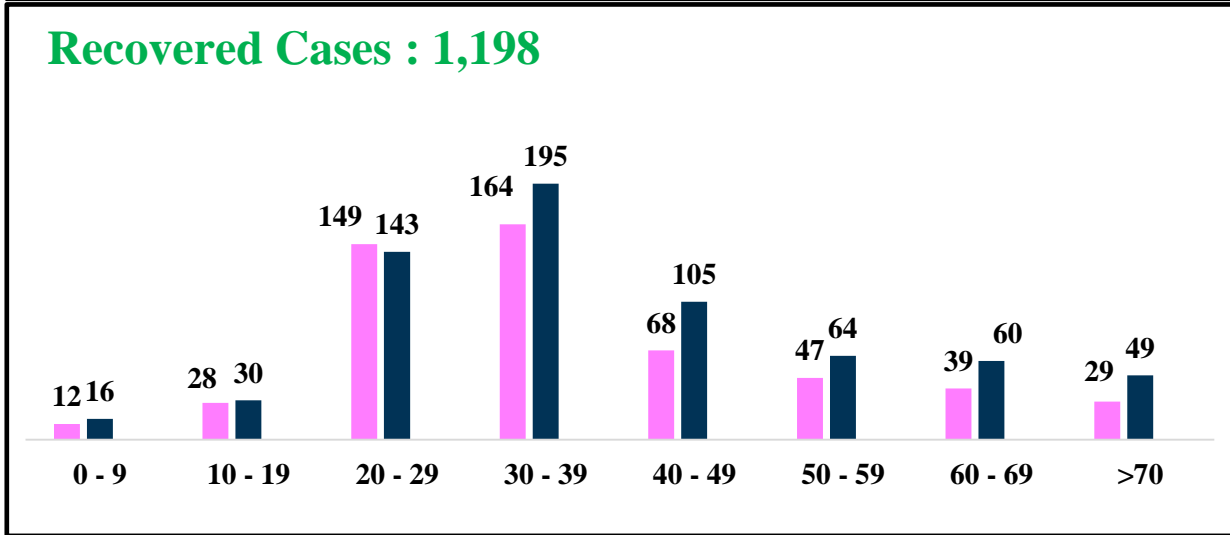
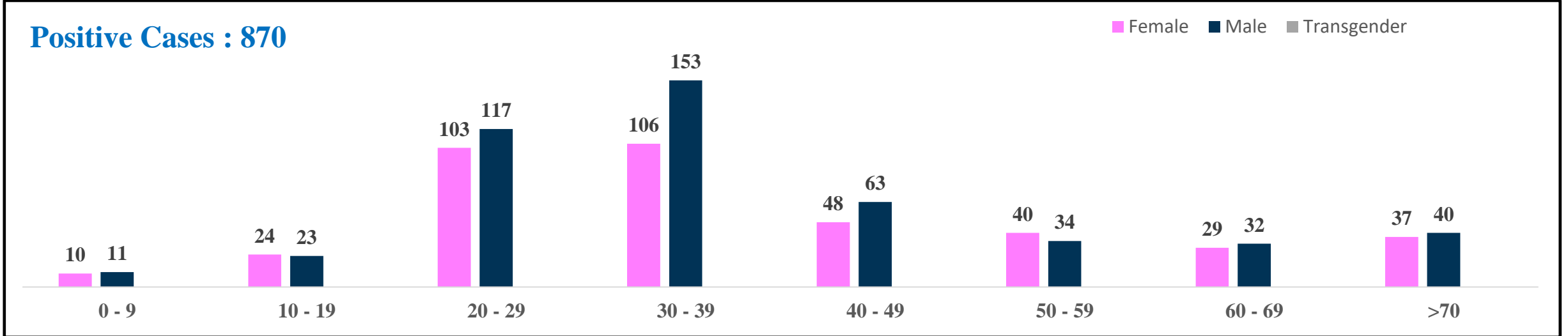


	MALE			FEMALE			TRANSGENDER			TOTAL		
	Last 24 Hours	Last 7 Days	Cumulative	Last 24 Hours	Last 7 Days	Cumulative	Last 24 Hours	Last 7 Days	Cumulative	Last 24 Hours	Last 7 Days	Cumulative
Positive Cases	473	3,974	10,92,855	397	3,378	7,59,071	0	0	196	870	7,352	18,52,818
Recovered Cases	662	4,560	10,78,116	536	3,610	7,50,680	0	0	185	1,198	8,170	18,28,888
Death Cases	0	0	10,752	0	0	6,223	0	0	4	0	0	16,979
Total Tests Done	In Last 24 hrs. : 10,372			In last 7 days : 1,07,566			Cumulative : 3,12,76,071					
Vaccine Doses Administered	In Last 24 hrs. : 1,479			In last 7 days : 47,055			Cumulative : 2,03,88,187					
ACTIVE CASES									6,951			

*Covid deaths occurred today : 00 | Covid deaths occurred beyond last 24hrs., reported today : 00

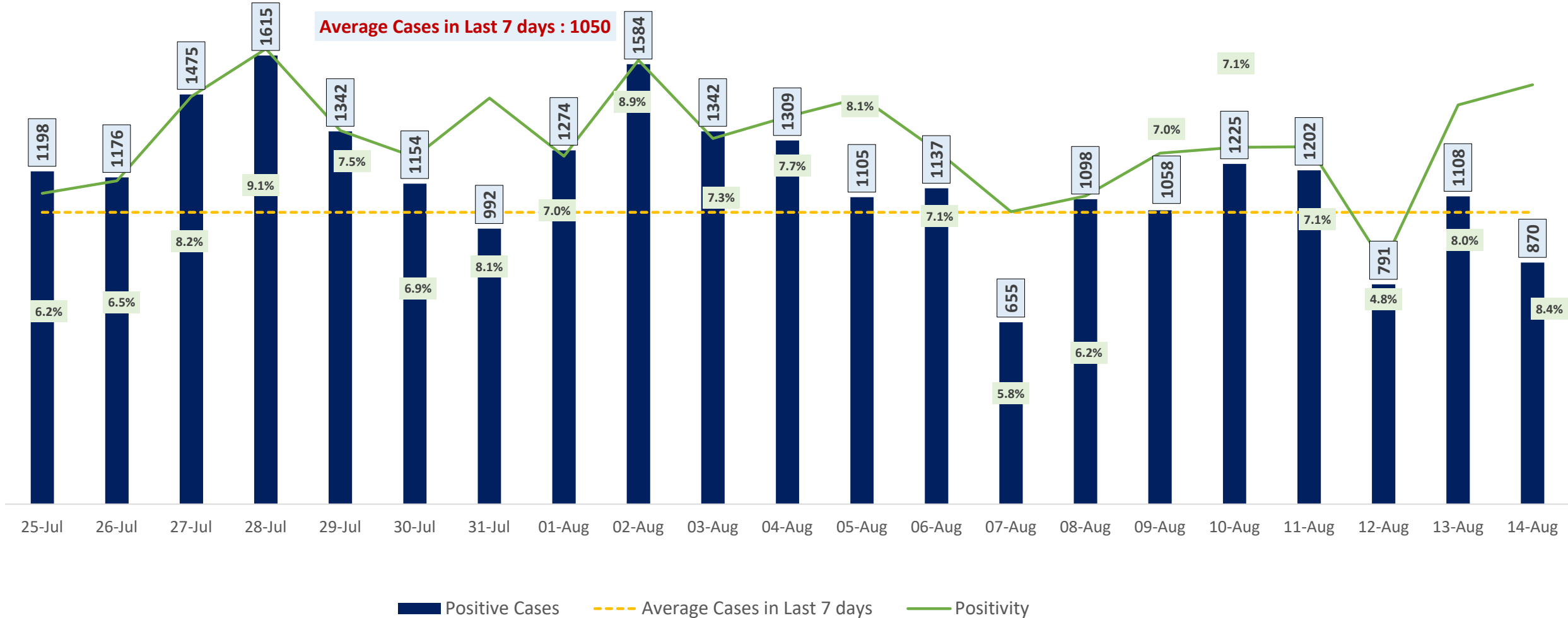


LAST 24 HOURS AGE GROUP AND GENDER WISE DISTRIBUTION





POSITIVITY RATE OF BENGALURU – LAST 21 DAYS

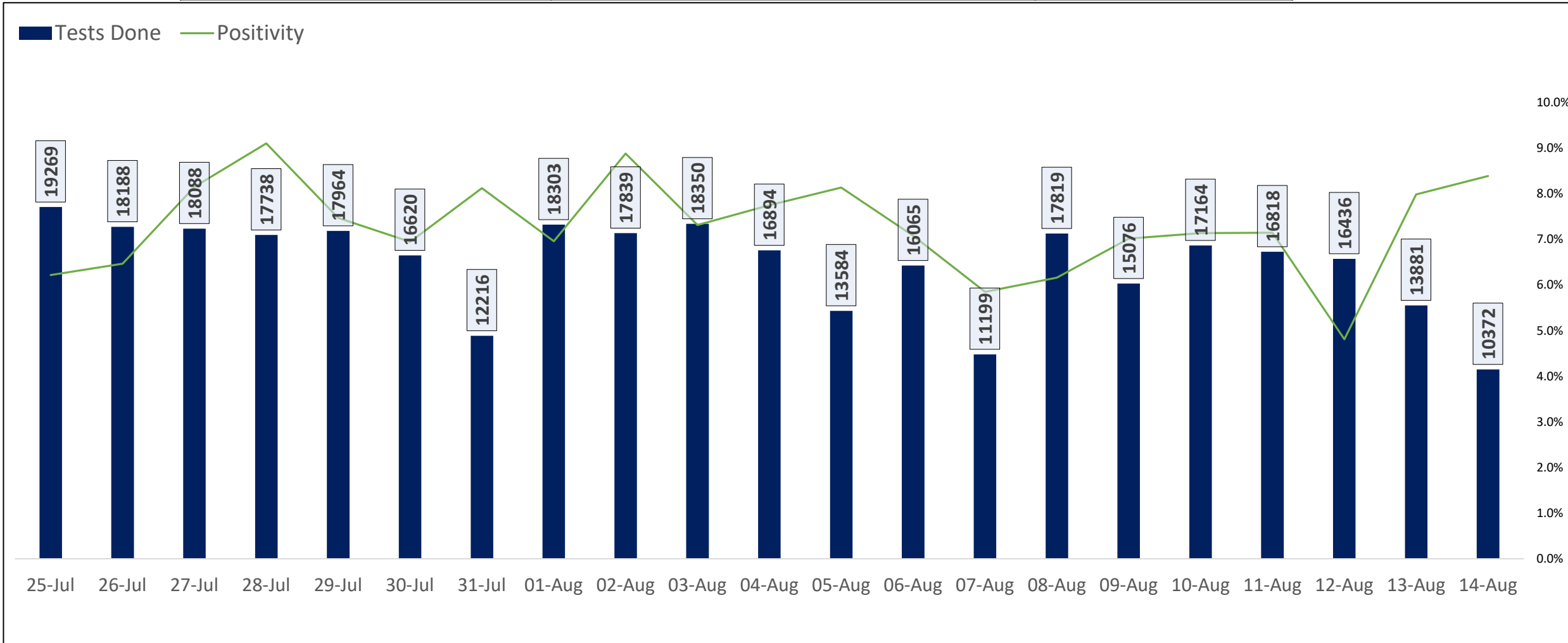




TESTING TRENDS IN BENGALURU

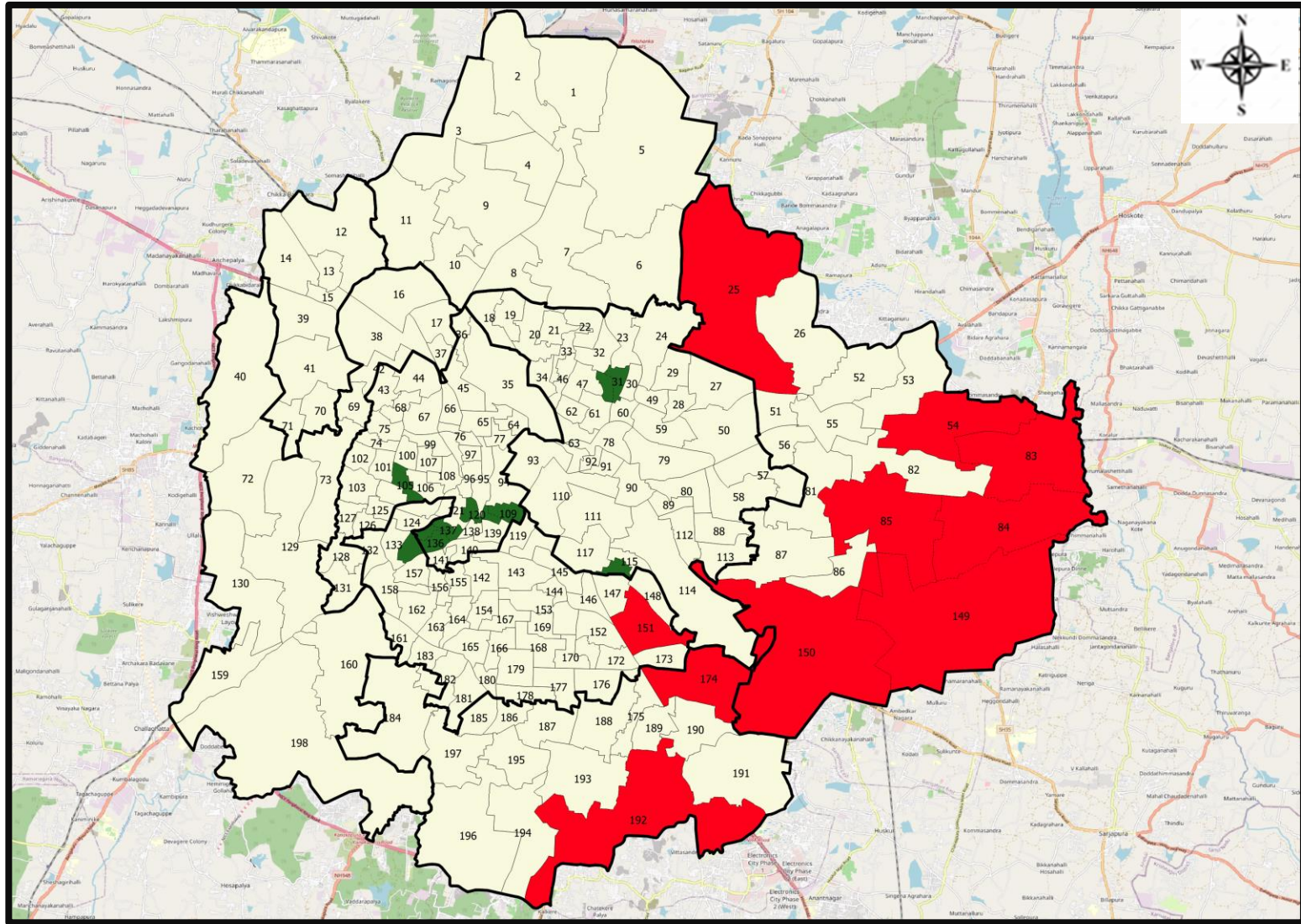


Total Test Conducted Till Date	Test Conducted Last 24 hours	Last 7 Days Average
3,12,76,071	10,372	15,367





BENGALURU URBAN MAP SHOWING TREND OF POSITIVE CASES IN LAST 7 DAYS



Top 10 wards reporting highest number of positive cases in last 7 days

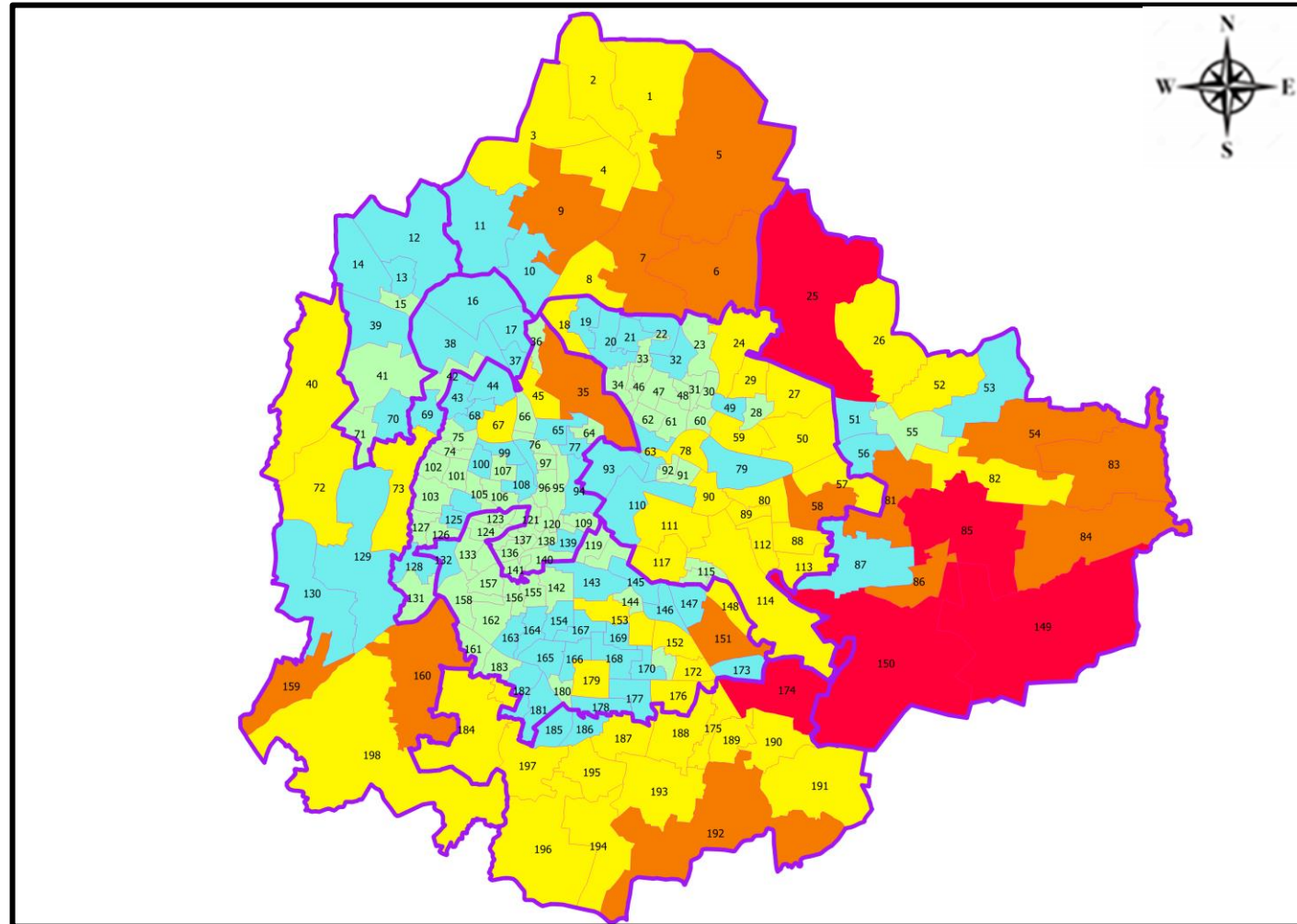
Ward No.	Ward Name	Daily Cases Average
150	Bellanduru	65
85	Dodda Nekkundi	36
174	HSR Layout	27
25	Horamavu	25
149	Varthuru	24
84	Hagadur	22
83	Kadugodi	21
54	Hudi	17
151	Koramangala	16
192	Begur	16







Top 10 wards reporting least number of positive cases in last 7 days

Ward No.	Ward Name	Daily Cases Average
137	Rayapura	0
135	Padarayanapura	0
134	Bapuji Nagar	0
120	Cottonpete	0
116	Nilasandra	0
109	Chickpete	0
105	Agrahara Dasarahalli	0
48	Muneshwara Nagar	0
31	Kushal Nagar	0
136	Jagajivanram Nagar	0



BENGALURU MAP SHOWING INTENSITY OF POSITIVE CASES IN LAST 7 DAYS



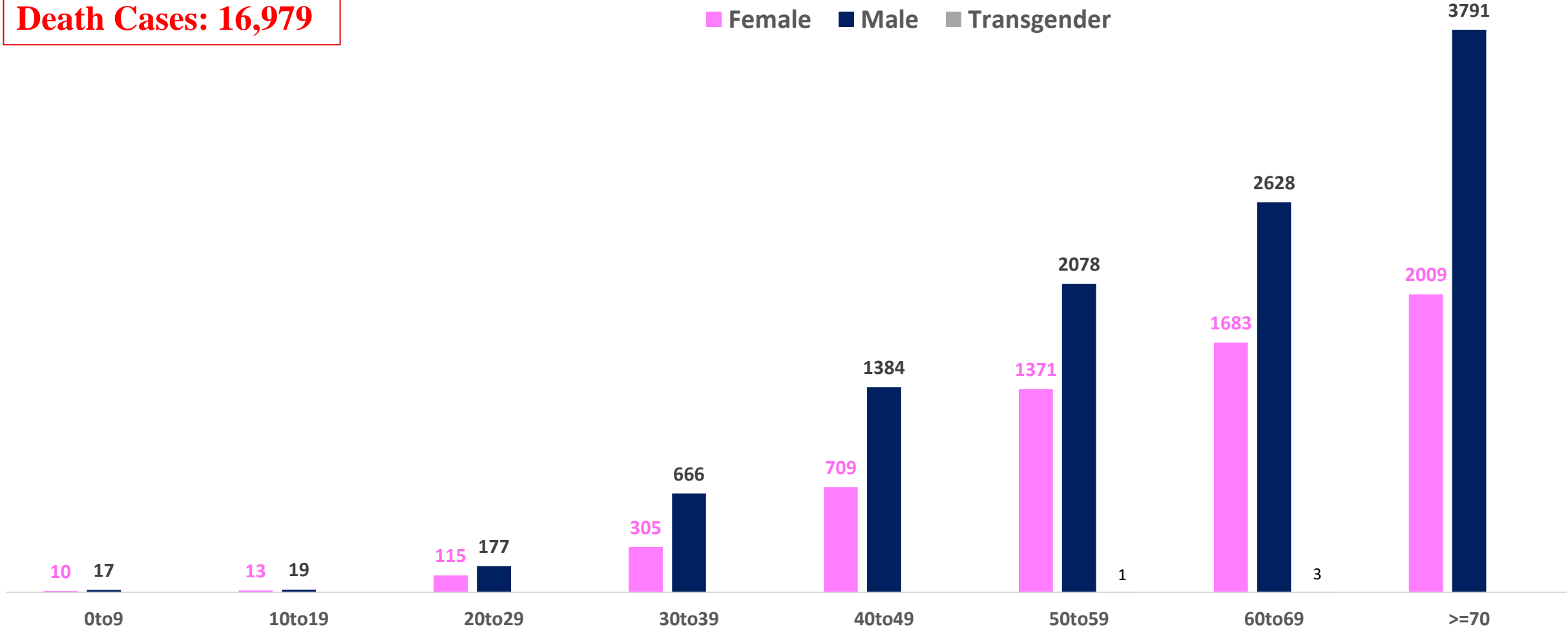
-  **Level 1 : 0 to 10 Cases**
-  **Level 2 : 10 to 25 Cases**
-  **Level 3 : 25 to 75 Cases**
-  **Level 4 : 75 to 150 Cases**
-  **Level 5 : More than 150 Cases**
-  **Zone Boundaries**



AGE AND GENDER WISE DISTRIBUTION OF DEATH CASES



Death Cases: 16,979



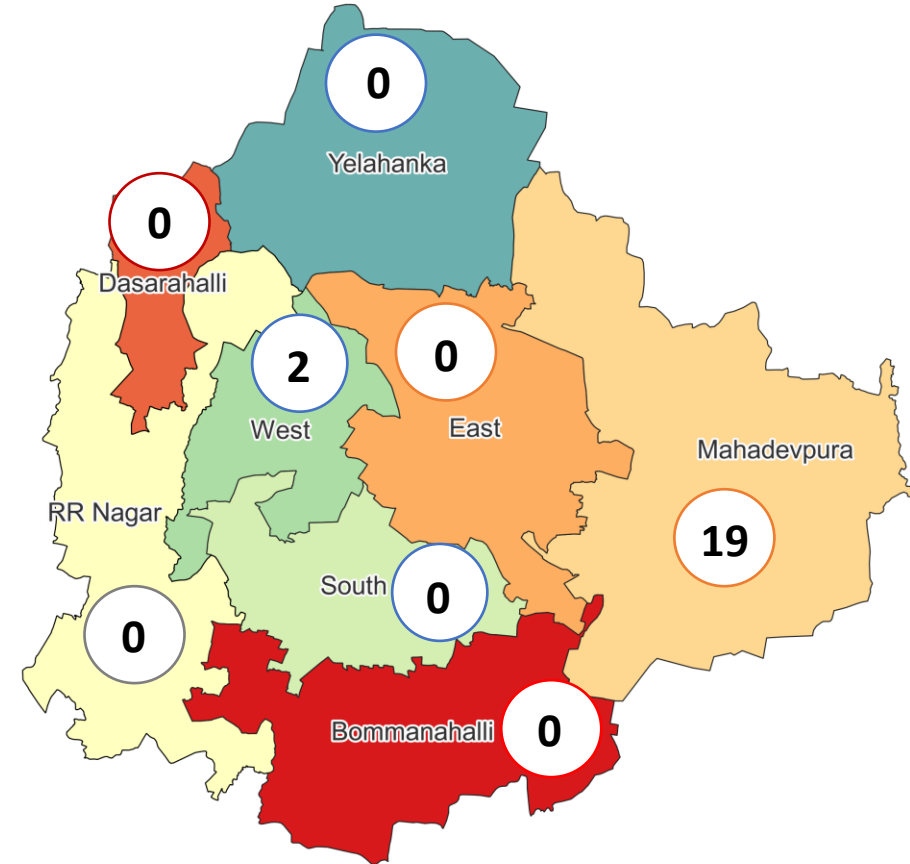


CLUSTER DETAILS



Zone Name	TOTAL CLUSTERS	Budding Clusters	Clusters	Outbreaks
		Less Than 5 Cases	5 To 14 Cases	More Than 14 Cases
BOMMANAHALLI	0 (-)	0 (-)	0 (-)	0 (-)
DASARAHALLI	0 (-)	0 (-)	0 (-)	0 (-)
EAST	0 (-)	0 (-)	0 (-)	0 (-)
MAHADEVPURA	19 (-)	19 (-)	0 (-)	0 (-)
RR NAGAR	0 (-)	0 (-)	0 (-)	0 (-)
SOUTH	0 (-)	0 (-)	0 (-)	0 (-)
WEST	2 (-)	2 (-)	0 (-)	0 (-)
YELAHANKHA	0 (-)	0 (-)	0 (-)	0 (-)
TOTAL	21 (-)	21 (-)	0 (-)	0 (-)

Total Active Clusters



Types of Clusters

Zone Name	Apartments/ Villa	Individual House	Hostels/Quarters	Others	Schools/Colleges
BOMMANAHALLI	0 (-)	0 (-)	0 (-)	0 (-)	0 (-)
DASARAHALLI	0 (-)	0 (-)	0 (-)	0 (-)	0 (-)
EAST	0 (-)	0 (-)	0 (-)	0 (-)	0 (-)
MAHADEVPURA	19 (-)	0 (-)	0 (-)	0 (-)	0 (-)
RR NAGAR	0 (-)	0 (-)	0 (-)	0 (-)	0 (-)
SOUTH	0 (-)	0 (-)	0 (-)	0 (-)	0 (-)
WEST	1 (-)	1 (-)	0 (-)	0 (-)	0 (-)
YELAHANKHA	0 (-)	0 (-)	0 (-)	0 (-)	0 (-)
TOTAL	20 (-)	1 (-)	0 (-)	0 (-)	0 (-)

▲▼ : Shows increase and decrease in numbers as compared to previous day



VACCINATION COVERAGE AS ON 14.08.2022



Total Doses Administered

2,03,88,187

▲ 1,479

Total 12-14 years Population : 2.82 Lakhs

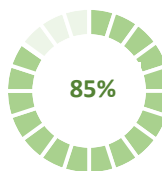
1ST DOSE



2,92,002
Doses administered

▲ 18

2ND DOSE

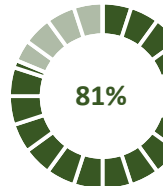


2,38,582
Doses administered

▲ 65

Total 15-18 years Population : 4.42 Lakhs

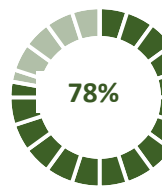
1ST DOSE



3,59,181
Doses administered

▲ 3

2ND DOSE

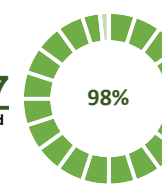


3,44,017
Doses administered

▲ 7

Total adult Population : 91.7 Lakhs

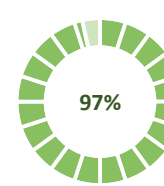
1ST DOSE



90,15,443
Doses administered

▲ 33

2ND DOSE



88,54,453
Doses administered

▲ 69

Priority Group*

Health Care Workers

Dose 1

2,10,378

Doses administered

▲ 0

Dose 2

2,07,066

Doses administered

▲ 0

Frontline Workers

Dose 1

3,81,984

Doses administered

▲ 0

Dose 2

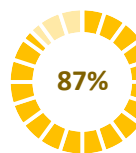
3,73,330

Doses administered

▲ 1

18 - 44 Years Coverage

Dose 1

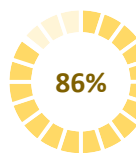


57,47,103

Doses administered

▲ 29

Dose 2



56,36,842

Doses administered

▲ 52

PRECAUTION DOSE



11,57,672

Doses administered

▲ 1,288

PRECAUTION DOSES ADMINISTERED

Health Care Workers

93,825

Booster Doses administered

▲ 19

Front Line Workers

1,33,607

Booster Doses administered

▲ 52

60 + Years Coverage

3,80,739

Booster Doses administered

▲ 74

18 + Years Coverage

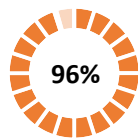
5,49,501

Booster Doses administered

▲ 1,143

45 – 59 Years Coverage

Dose 1

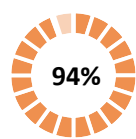


16,95,457

Doses administered

▲ 2

Dose 2



16,72,769

Doses administered

▲ 8

60 + Years Coverage

Dose 1



9,80,521

Doses administered

▲ 2

Dose 2



9,64,446

Doses administered

▲ 8

▲ indicates the increase in last 24 hours



COVID-19 SCENARIO IN BENGALURU AND OTHER METROPOLITAN CITIES



CITY NAME	Positive Cases	Active Cases	Recovered	Deceased	Vaccine Doses Administered
New Delhi	19,84,595	8,430	19,49,784	26,381	3,60,91,365
Bengaluru*	18,52,818	6,951	18,28,888	16,979	2,34,46,408
Mumbai	11,31,666	5,041	11,06,961	19,664	2,19,45,244
Chennai	7,85,792	2,813	7,73,910	9,069	1,10,49,192

Source : <https://dashboard.cowin.gov.in/> at 6:30pm (15.08.2022)
Source : <https://www.covid19bharat.org/> at 6:30pm(15.08.2022)

*includes BBMP & Bengaluru Urban



SNAPSHOT OF COVID-19 CASES IN BENGALURU URBAN



**Total Wards With
< =10 Cases* :
66**

**Tests Conducted
on 14.08.2022:
10,372**

**Recovery
Rate*:
98.71%**

**Total
Active Cases :
6,951**

**Total Vaccinated
on 14.08.2022:
1,479**

**Positivity
Rate* :
6.83%**

**Active
Rate*:
0.38%**

**Case
Fatality Rate* :
0.00%**





*Total positive cases In the past 7 days

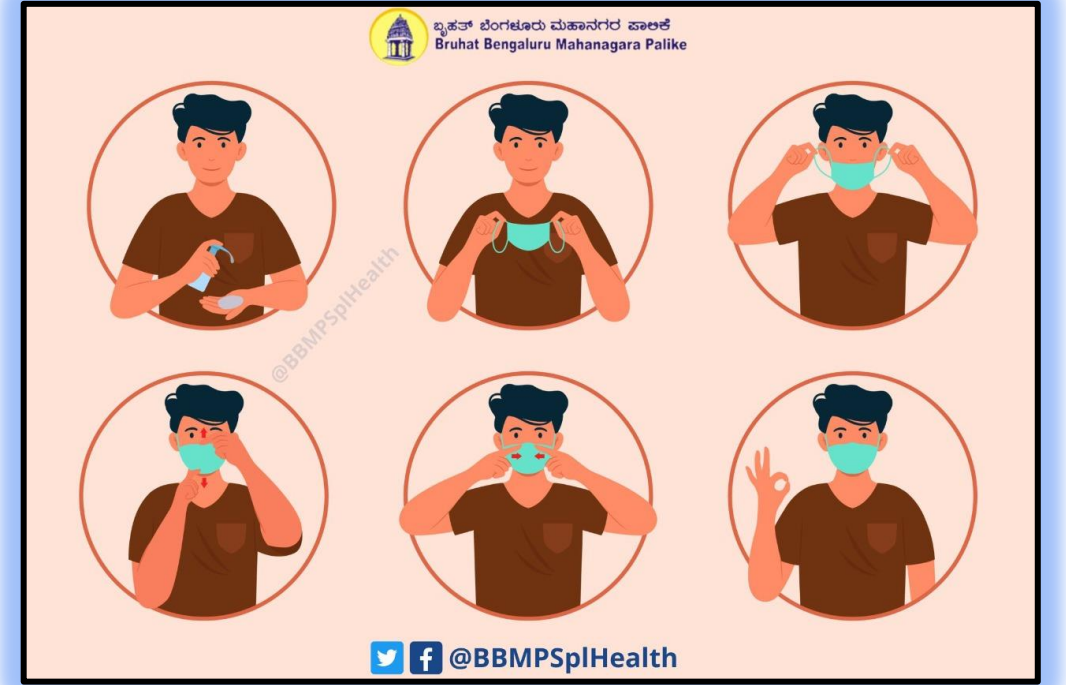
*CFR and positivity is for Past 7 days



ಬೃಹತ್ ಬೆಂಗಳೂರು ಮಹಾನಗರ ಪಾಲಿಕೆ
Bruhat Bengaluru Mahanagara Palike



Download BBMP Bulletin	https://apps.bbmpgov.in/covid19/mediabulletin.php
To register for vaccination :	https://selfregistration.cowin.gov.in/
BBMP COVID19 Dashboard:	https://apps.bbmpgov.in/covid19/
Follow us on:	 www.facebook.com/bbmp.comm1/
	 twitter.com/BBMPCOMM
	  BBMPSplHealth



Issued by:

Honorable Chief Commissioner, BBMP
Special Commissioner Health & IT, BBMP
MD, Bengaluru Smart City Limited

THANK YOU !

